

who

will

with

you

your

was

we

went

what

when

my

they

her

say

could

no

to

how

she

do

of

up

walk

saw

come

new

this

here

see

day

now

too

I

show

very

where

that

give

out

away

make

their

good

but

me

then

be

said

came

ate

look

the

go

over

be

them

have

put

by

must

there

help


High Frequency Words

a	down
into	off
so	all
every	is
on	some
and	find
just	on
soon	are
for	like
only	take
ask	from
little	our


Name _____

Ten Apples on Top by Dr. Seuss


Draw and label a character from your story.



Draw the setting of the story. Label it if you can.



Draw your favorite part of the story.

A large rectangular box with a thin black border, intended for a drawing of a favorite part of a story.


Here are some words I know.

_____	_____
- - - - -	- - - - -
_____	_____
_____	_____
- - - - -	- - - - -
_____	_____


Name _____

Ruby Bridges Goes to School
by Ruby Bridges

Draw and label a character from your story.




Draw the setting of the story. Label it if you can.





Name _____

Draw your favorite part of the story.

A large rectangular box with a black border, intended for a drawing. Inside the box, there is a faint, larger rectangular outline and some very light, illegible text that appears to be bleed-through from the reverse side of the page.


Here are some words I know.

A set of five horizontal lines for handwriting practice on the left side. Each set consists of a solid top line, a dashed middle line, and a solid bottom line.A set of five horizontal lines for handwriting practice on the right side. Each set consists of a solid top line, a dashed middle line, and a solid bottom line.


Name _____

*Alexander and the Terrible, Horrible, No Good,
Very Bad Day* by Judy Voirst


Draw and label a character from your story.




Draw the setting of the story. Label it if you can.





Draw your favorite part of the story.


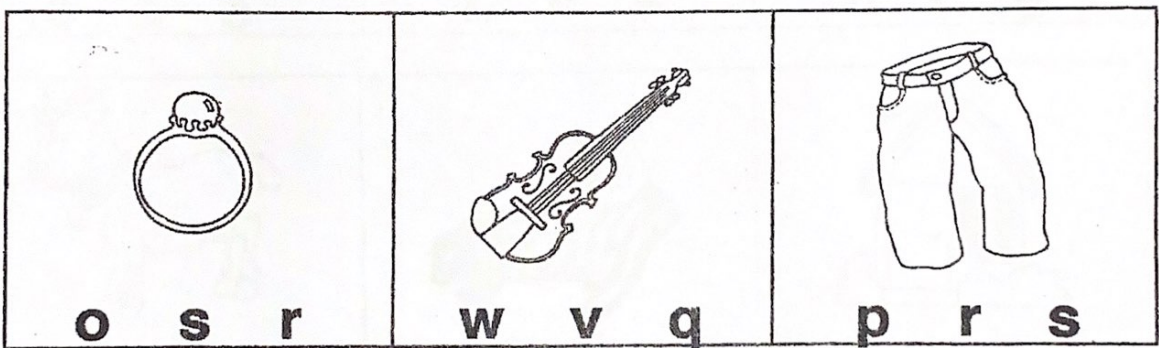
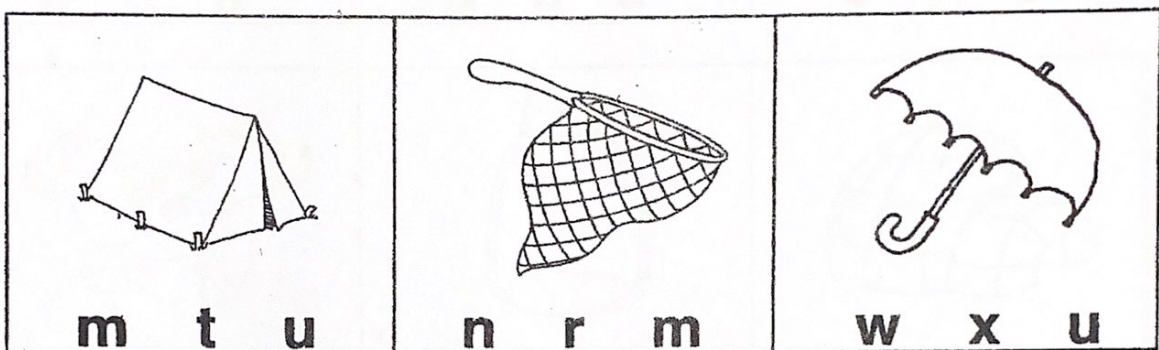
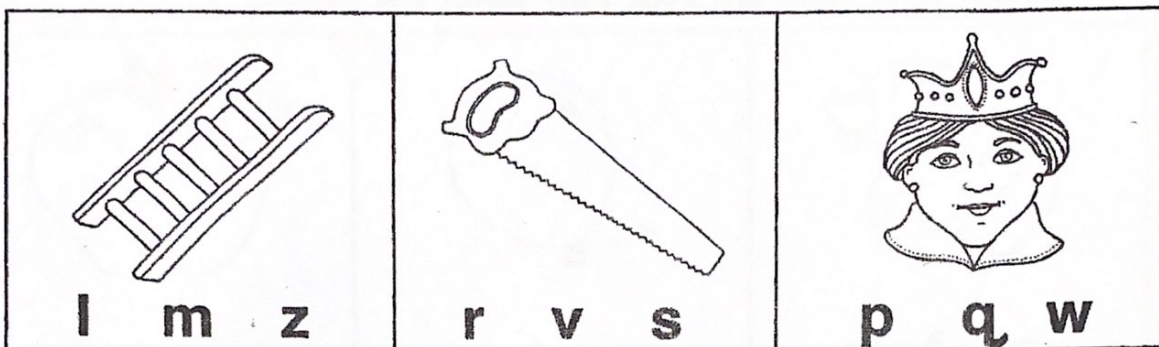


Here are some words I know.










Name _____




Say the name of each picture.


Draw a circle around the letter that says the beginning sound.




b c a



a b c



d f e




c a b



j e k



h i g




g h i




z w s




g i h



e d f






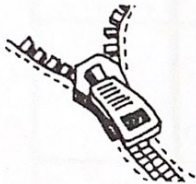


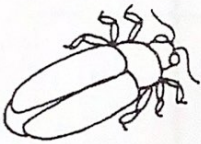



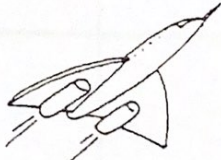
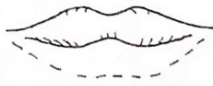
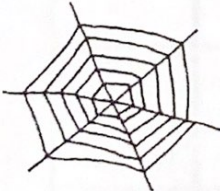


j k a



d e f

Spell Check 6 Initial Short-Vowel Pictures Write in the missing vowel.

Name _____

<p>1</p>  <p>c _ p</p>	<p>2</p>  <p>b _ s</p>	<p>3</p>  <p>f _ x</p>
<p>4</p>  <p>z _ p</p>	<p>5</p>  <p>b _ g</p>	<p>6</p>  <p>d _ sk</p>
<p>7</p>  <p>b _ g</p>	<p>8</p>  <p>r _ ck</p>	<p>9</p>  <p>f _ sh</p>
<p>10</p>  <p>gr _ ss</p>	<p>11</p>  <p>j _ t</p>	<p>12</p>  <p>l _ p</p>
<p>13</p>  <p>w _ b</p>	<p>14</p>  <p>n _ t</p>	<p>15</p>  <p>m _ p</p>

[illegible]

Dice Game (2 needed)

[illegible]

Dice Game (2 needed)